

KEDIA ADVISORY



DAILY BULLION REPORT

15 Sep 2025

- BULLDEX
- GOLD
- SILVER



Kedia Stocks & Commodities Research Pvt. Ltd.

Research Advisory | White Labelling | Digital Marketing



BULDEX SNAPSHOT

Commodity	Expiry	Open	High	Low	Close	% Change
MCXBULLDEX	23-Sep-25	25560.00	25680.00	25552.00	25619.00	0.59
MCXBULLDEX	29-Oct-25	0.00	0.00	0.00	25837.00	1.32

BULLION SNAPSHOT

Commodity	Expiry	Open	High	Low	Close	% Change
GOLD	3-Oct-25	109352.00	109656.00	109122.00	109370.00	0.36
GOLD	5-Dec-25	110314.00	110700.00	110206.00	110434.00	0.35
GOLDMINI	3-Oct-25	109222.00	109570.00	109050.00	109237.00	0.34
GOLDMINI	5-Nov-25	109687.00	110131.00	109660.00	109833.00	0.35
SILVER	5-Dec-25	127599.00	129392.00	127599.00	128838.00	1.50
SILVER	5-Mar-26	129581.00	130699.00	129166.00	130270.00	1.51
SILVERMINI	28-Nov-25	127500.00	129186.00	127500.00	128644.00	3.32
SILVERMINI	27-Feb-26	128500.00	130579.00	128500.00	130095.00	1.80

OPEN INTEREST SNAPSHOT

Commodity	Expiry	% Change	% Oi Change	Oi Status
MCXBULLDEX	23-Sep-25	0.59	-11.29	Short Covering
MCXBULLDEX	29-Oct-25	1.32	0.00	Short Covering
GOLD	3-Oct-25	0.36	-3.77	Short Covering
GOLD	5-Dec-25	0.35	2.88	Fresh Buying
GOLDMINI	3-Oct-25	0.34	-111.36	Short Covering
GOLDMINI	5-Nov-25	0.35	-181.42	Short Covering
SILVER	5-Dec-25	1.50	0.69	Fresh Buying
SILVER	5-Mar-26	1.51	5.70	Fresh Buying
SILVERMINI	28-Nov-25	1.50	3.32	Fresh Buying
SILVERMINI	27-Feb-26	1.52	1.80	Fresh Buying


INTERNATIONAL BULLION SNAPSHOT

Commodity	Open	High	Low	Close	% Change
Gold \$	3644.79	3646.19	3636.92	3638.26	-0.21
Silver \$	42.23	42.24	42.07	42.10	0.06

RATIOS


Ratio	Price	Ratio	Price	Ratio	Price
Gold / Silver Ratio	84.89	Silver / Crudeoil Ratio	23.31	Gold / Copper Ratio	119.68
Gold / Crudeoil Ratio	19.79	Silver / Copper Ratio	140.98	Crudeoil / Copper Ratio	6.05

Important levels for Jewellery/Bullion Dealers




MCX GOLD

Booking Price for Sellers	Booking Price for Buyers
109680.00	109060.00
109890.00	108850.00




MCX SILVER

Booking Price for Sellers	Booking Price for Buyers
129558.00	128118.00
130318.00	127358.00




RUPEE

Booking Price for Sellers	Booking Price for Buyers
88.44	88.08
88.66	87.86



COMEX GOLD

Booking Price for Sellers	Booking Price for Buyers
3648.10	3622.80
3661.00	3609.90



COMEX SILVER

Booking Price for Sellers	Booking Price for Buyers
42.63	41.81
42.94	41.50

Click here for download Kedia Advisory **Special Research** Reports



Technical Snapshot



Be Cautious. Important resistance at 110200 while Support at 108400.

Observations

Gold trading range for the day is 108850-109920.

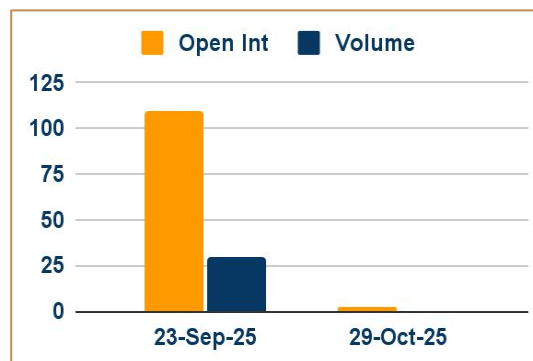
Gold climbed amid expectations of looser US monetary policy held firm.

Gold also continued to draw safe-haven support from geopolitical uncertainties.

US data showed that the annual inflation rate remained steady as expected, following an unexpected drop in producer prices.

Physical gold demand across major Asian markets was muted as record-high prices deterred retail purchases.

OI & Volume



Spread

GOLD DEC-OCT	1064.00
GOLDMINI NOV-OCT	596.00

Trading Levels

Commodity	Expiry	Close	R2	R1	PP	S1	S2
GOLD	3-Oct-25	109370.00	109920.00	109650.00	109385.00	109115.00	108850.00
GOLD	5-Dec-25	110434.00	110940.00	110685.00	110445.00	110190.00	109950.00
GOLDMINI	3-Oct-25	109237.00	109805.00	109520.00	109285.00	109000.00	108765.00
GOLDMINI	5-Nov-25	109833.00	110345.00	110090.00	109875.00	109620.00	109405.00
Gold \$		3638.26	3649.27	3643.08	3640.00	3633.81	3630.73

Technical Snapshot



Be Cautious. Important resistance at 130500 while Support at 126800.

Observations

Silver trading range for the day is 126820-130400.

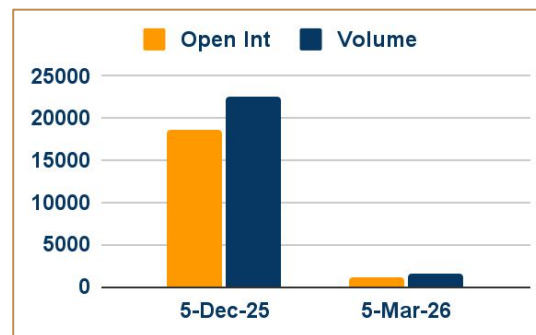
Silver gained as firm expectations of a Federal Reserve rate cut next week supported buying.

Safe-haven demand further underpinned precious metals amid ongoing geopolitical tensions.

The UoM consumer sentiment for the US dropped to 55.4 in September 2025, down from 58.2 in August.

US data showed consumer prices rising 0.4% in August, the fastest pace in seven months.

OI & Volume



Spread

SILVER MAR-DEC	1432.00
SILVERMINI FEB-NOV	1451.00

Trading Levels

Commodity	Expiry	Close	R2	R1	PP	S1	S2
SILVER	5-Dec-25	128838.00	130400.00	129620.00	128610.00	127830.00	126820.00
SILVER	5-Mar-26	130270.00	131580.00	130925.00	130045.00	129390.00	128510.00
SILVERMINI	28-Nov-25	128644.00	130130.00	129390.00	128445.00	127705.00	126760.00
SILVERMINI	27-Feb-26	130095.00	131805.00	130950.00	129725.00	128870.00	127645.00
Silver \$		42.10	42.31	42.21	42.14	42.04	41.97

Gold climbed amid expectations of looser US monetary policy held firm. US data showed that the annual inflation rate remained steady as expected, following an unexpected drop in producer prices, while jobless claims climbed to their highest level in four years, underscoring labor market weakness. Markets have already priced in a 25bps rate cut at the Federal Reserve's upcoming meeting, with growing speculation about the possibility of a larger move. Gold also continued to draw safe-haven support from geopolitical uncertainties. The US is reportedly pressing G7 allies to impose higher tariffs on India and China for their purchases of Russian crude.

Record prices cool gold demand in key hubs, China discounts hit over 9 – month high - Physical gold demand across major Asian markets was muted as record-high prices deterred retail purchases, with discounts in China reaching more than nine-month highs. In China, dealers offered discounts of \$17-\$24 per ounce over global benchmark spot prices, compared to \$12-\$16 last week. Meanwhile, China's central bank extended its gold purchases into a 10th consecutive month in August, official data showed. In India, dealers quoted discounts of \$6 and premiums of \$2 per ounce over official domestic prices, compared to last week's discounts of up to \$12. In Hong Kong, gold was sold at par to a \$1.60 premium, while in Singapore, premiums ranged from par to \$2.20.

China's central bank buys gold in August for 10th month in a row - China's central bank added gold to its reserves in August, extending purchases of bullion into a 10th straight month, official data showed. China's gold reserves stood at 74.02 million fine troy ounces at the end of August, up from 73.96 million at the end of July. They were valued at \$253.84 billion, up from \$243.99 billion at the end of the previous month, according to data released by the central bank. Demand for physical gold in the world's largest producer, which is also a top consumer of the metal, was weak, due to high prices, with dealers offering discounts over the global benchmark to attract buyers.

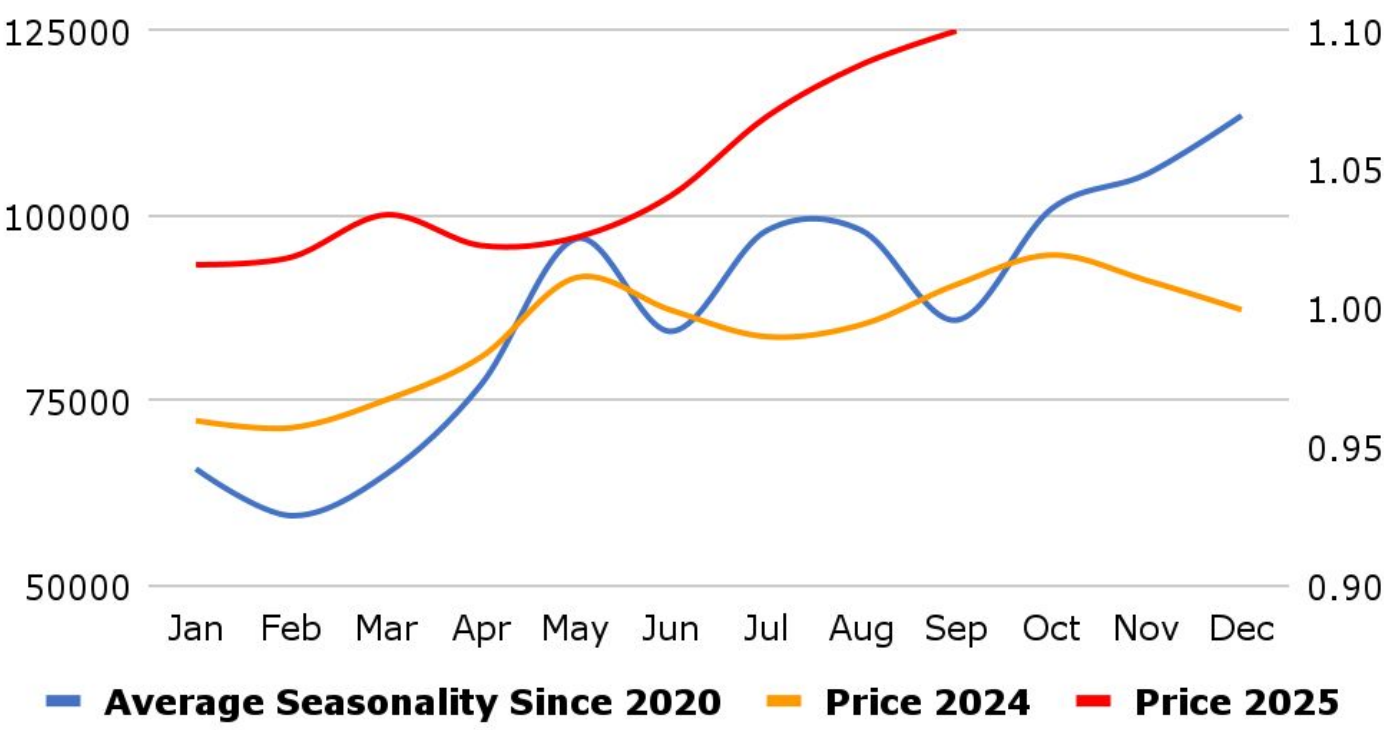
The US has slapped tariffs on imports of one-kilo gold bars, in a move that threatens to upend the global bullion market and deal a fresh blow to Switzerland, the world's largest refining hub. The Customs Border Protection agency said one-kilo and 100-ounce gold bars should be classified under a customs code subject to levies, according to a so-called ruling letter dated July 31, which was seen by the Financial Times. Ruling letters are used by the US to clarify its trade policy. One-kilo bars are the most common form traded on Comex, the world's largest gold futures market, and comprise the bulk of Switzerland's bullion exports to the US. Switzerland exported \$61.5bn of gold to the US over the 12 months ending in June. That same volume would now be subject to an additional \$24bn in tariffs under Switzerland's 39 per cent tariff rate, which went into effect on Thursday.

India's gold demand to hit 5 – year low as record prices dent jewellery sales, WGC says - India's gold consumption in 2025 is set to fall to a five-year low, as record-high prices are denting jewellery purchases, overshadowing a slight boost in investment demand, the World Gold Council said. Gold demand in the world's second-biggest consumer of the precious metal could stand between 600 metric tons and 700 metric tons in 2025, the lowest since 2020, and down from last year's 802.8 tons, Sachin Jain, CEO of WGC's Indian operations, told. Demand could reach 700 tons if prices stabilise, but a 10%–15% price rise driven by geopolitical factors may pull it down to the lower end of the range, he said. India's gold consumption in the April-to-June quarter fell 10% from a year ago to 134.9 tons, as jewellery demand fell 17% while investment demand rose 7% in the quarter, the WGC said. Demand in the September quarter is expected to be lower than last year's 248.3 tons, when New Delhi's move to reduce import duties boosted purchases, Jain said. "Gold ETFs in India are at a very important cusp for growth, and as India becomes more digitised, they are gaining popularity and prominence," he said.

MCX Gold Seasonality



MCX Silver Seasonality



USDINR Seasonality



Weekly Economic Data

Date	Curr.	Data
Sep 15	EUR	Italian Trade Balance
Sep 15	EUR	Trade Balance
Sep 15	EUR	German Buba Monthly Report
Sep 15	USD	Empire State Manufacturing Index
Sep 16	EUR	German ZEW Economic Sentiment
Sep 16	EUR	Industrial Production m/m
Sep 16	EUR	ZEW Economic Sentiment
Sep 16	USD	Core Retail Sales m/m
Sep 16	USD	Retail Sales m/m
Sep 16	USD	Import Prices m/m
Sep 16	USD	Capacity Utilization Rate
Sep 16	USD	Industrial Production m/m
Sep 16	USD	Business Inventories m/m

Date	Curr.	Data
Sep 17	EUR	Final CPI y/y
Sep 17	USD	Building Permits
Sep 17	USD	Housing Starts
Sep 17	USD	Crude Oil Inventories
Sep 17	EUR	German Buba President Speaks
Sep 17	USD	Federal Funds Rate
Sep 18	EUR	Current Account
Sep 18	EUR	Spanish 10-y Bond Auction
Sep 18	EUR	French 10-y Bond Auction
Sep 18	USD	Unemployment Claims
Sep 18	USD	Philly Fed Manufacturing Index
Sep 18	USD	CB Leading Index m/m
Sep 18	USD	Natural Gas Storage

This Report is prepared and distributed by Kedia Stocks & Commodities Research Pvt Ltd. Our SEBI REGISTRATION NUMBER - INH000006156. for information purposes only. The recommendations, if any, made herein are expressions of views and/or opinions and should not be deemed or construed to be neither advice for the purpose of purchase or sale through KSCRPL nor any solicitation or offering of any investment /trading opportunity. These information/opinions/ views are not meant to serve as a professional investment guide for the readers. No action is solicited based upon the information provided herein. Recipients of this Report should rely on information/data arising out of their own investigations. Readers are advised to seek independent professional advice and arrive at an informed trading/investment decision before executing any trades or making any investments. This Report has been prepared on the basis of publicly available information, internally developed data and other sources believed by KSCRPL to be reliable. KSCRPL or its directors, employees, affiliates or representatives do not assume any responsibility for or warrant the accuracy, completeness, adequacy and reliability of such information/opinions/ views. While due care has been taken to ensure that the disclosures and opinions given are fair and reasonable, none of the directors, employees, affiliates or representatives of KSCRPL shall be liable for any direct, indirect, special, incidental, consequential, punitive or exemplary damages, including lost profits arising in any way whatsoever from the information/opinions/views contained in this Report. The possession, circulation and/or distribution of this Report may be restricted or regulated in certain jurisdictions by appropriate laws. No action has been or will be taken by KSCRPL in any jurisdiction (other than India), where any action for such purpose (s) is required. Accordingly, this Report shall not be possessed, circulated and/ or distributed in any such country or jurisdiction unless such action is in compliance with all applicable laws and regulations of such country or jurisdiction. KSCRPL requires such a recipient to inform himself about and to observe any restrictions at his own expense, without any liability to KSCRPL. Any dispute arising out of this Report shall be subject to the exclusive jurisdiction of the Courts in India.

KEDIA ADVISORY**KEDIA STOCKS & COMMODITIES RESEARCH PVT LTD****Mumbai, India****SEBI REGISTRATION NUMBER - INH000006156****For more details, please contact: +91 93234 06035 / 96195 51022****Email: info@kediaadvisory.com****Regd.Off.: 1, 2, 3 & 4, 1st Floor, Tulip Bldg, Flower Valley Complex, Khadakpada Circle,
Kalyan-(W), Mumbai-421301**